

SVARNIM TRADE UDYOG LIMITED
(CORPORATE IDENTIFICATION NUMBER: U65993WB1982PLC035067)
Regd. Off. : 8B, ROYD STREET, 1ST FLOOR, RN 6, KOLKATA-700016
Email id:-svarnimudyog@gmail.com; Ph no: 9167582344
Website:www.svarnim.com

Date: 16/10/2014

The Manager
Department of Corporate Services
The Calcutta Stock Exchange Limited
7, Lyons Range,
Kolkata-700 001

Dear Sir/Madam,

Sub: Shareholding Pattern for the quarter ended June 30, 2011


Please find enclosed herewith the Shareholding Pattern as per Clause 35 of the Listing Agreement, for the quarter ended on June 30, 2011.

Request to update your records.

Thanking You.

Yours faithfully

For Svarnim Trade Udyog Limited


Authorised Signatory

Encl: As above




Introductory sub-table (I)(a)

Name of the Company: Svarnim Trade Udyog Limited			
Scrip Code-10029447, Name of the scrip-Svarnim Trade , class of security-Equity			
Quarter ended: June 30,2011			
Partly paid-up shares:-			
	No. of partly paid-up shares	As a % of total no. of partly paid-up shares	As a % of total no. of shares of the company
Held by promoter/promoter group	0	0	0
Held by public	0	0	0
Total - D	0	0	0
Outstanding convertible securities:-			
	No. of outstanding securities	As a % of total no. of outstanding convertible securities	As a % of total no. of shares of the company, assuming full conversion of the convertible securities
Held by promoter/promoter group	0	0	0
Held by public	0	0	0
Total - E	0	0	0
Warrants:-			
	No. of warrants	As a % of total no. of warrants	As a % of total no. of shares of the company, assuming full conversion of warrants
Held by promoter/promoter group	0	0	0
Held by public	0	0	0
Total - F	0	0	0
Total paid-up capital of the company, assuming full conversion of warrants and convertible securities (Grand Total (A+B+C)+ D+E+F)			
	249000		




Statement Showing Shareholding Pattern

Category-code	Category of Shareholder	Number of Shareholders	Table (I)(a)		Total shareholding as a percentage of total number of shares		Shares Pledged or otherwise encumbered	
			Total number of shares	Number of shares held in dematerialized form	As a percentage of (A+B) ¹	As a percentage of (A+B+C)	Number of shares	As a percentage
(I)	(II)	(III)	(IV)	(V)	(VI)	(VII)	(VIII)	(IX)= (VIII)/(IV)*100
(A)	Shareholding of Promoter and Promoter Group²							
1	Indian							
(a)	Individuals/ Hindu Undivided Family	0	0	0	0.00	0.00	0	0.00
(b)	Central Government/ State Government(s)	0	0	0	0.00	0.00	0	0.00
(c)	Bodies Corporate	1	25070	0	10.07	10.07	0	0.00
(d)	Financial Institutions/ Banks	0	0	0	0.00	0.00	0	0.00
(e)	Any Others(Specify)	0	0	0	0.00	0.00	0	0.00
	Sub Total(A)(1)	1	25070	0	10.07	10.07	0	0.00
2	Foreign							
a	Individuals (Non-Residents Individuals/ Foreign Individuals) -	0	0	0	0.00	0.00	0	0.00
b	Bodies Corporate	0	0	0	0.00	0.00	0	0.00
c	Institutions	0	0	0	0.00	0.00	0	0.00
d	Any Others(Specify)	0	0	0	0.00	0.00	0	0.00
	Sub Total(A)(2)	0	0	0	0.00	0.00	0	0.00
	Total Shareholding of Promoter and Promoter Group (A)= (A)(1)+(A)(2)	1	25070	0	10.07	10.07	0	0.00
(B)	Public shareholding							
1	Institutions							
(a)	Mutual Funds/ UTI	0	0	0	0.00	0.00	0	0.00
(b)	Financial Institutions / Banks	0	0	0	0.00	0.00	0	0.00
(c)	Central Government/ State Government(s)	0	0	0	0.00	0.00	0	0.00
(d)	Venture Capital Funds	0	0	0	0.00	0.00	0	0.00
(e)	Insurance Companies	0	0	0	0.00	0.00	0	0.00
(f)	Foreign Institutional Investors	0	0	0	0.00	0.00	0	0.00
(g)	Foreign Venture Capital Investors	0	0	0	0.00	0.00	0	0.00
(h)	Any Other (specify)	0	0	0	0.00	0.00	0	0.00
	Sub-Total (B)(1)	0	0.00	0	0.00	0.00	0	0.00



B 2	Non-institutions							
(a)	Bodies Corporate	9	222510	0	89.36	89.36	0	0.00
(b)	Individuals							
I	Individuals -i. Individual shareholders holding nominal share capital up to Rs 1 lakh	5	1420	0	0.57	0.57	0	0.00
II	ii. Individual shareholders holding nominal share capital in excess of Rs. 1 lakh.	0	0	0	0.00	0.00	0	0.00
(c)	Any Other (specify)	0	0	0	0.00	0.00	0	0.00
	Sub-Total (B)(2)	14	223930	0	89.93	89.93	0	0.00
(B)	Total Public Shareholding (B)= (B)(1)+(B)(2)	14	223930	0	89.93	89.93	0	0.00
	TOTAL (A)+(B)	15	249000	0	100.00	100.00	0	0.00
(C)	Shares held by Custodians and against which Depository Receipts have been issued							
1	Promoter and Promoter Group	0	0	0	0.00	0.00	0	0.00
2	Public	0	0	0	0.00	0.00	0	0.00
	Sub-Total (C)	0	0	0	0.00	0.00	0	0.00
	GRAND TOTAL (A)+(B)+(C)	15	249000	0	100.00	100.00	0	0.00



(I)(b) Statement showing Shareholding of persons belonging to the category "Promoter and Promoter Group"

Sr. No.	Name of the shareholder	Total shares held		Shares pledged or otherwise encumbered		
		Number of shares	As a % of grand total +(C)	(A)+(B)	Number	As a percentage
(I)	(II)	(III)	(IV)	(V)	(VI)=(V)/(III)*100	(VII)
1	Daman Investments & Finance Pvt. Ltd.	25070	10.07	0	0.00	0.00
TOTAL		25070	10.07	0	0.00	0.00

(I)(c) Statement showing Shareholding of persons belonging to the category "Public" and holding more than 1% of the total number of shares

Sr. No.	Name of the shareholder	Number of shares	Shares as a percentage of total number of shares {i.e., Grand Total (A)+(B)+(C) indicated in Statement at para (I)(a) above}
1	Crouse Investment Ltd.	24910	10.00
2	Maanzhi Investment & Trading Co. Pvt. Ltd.	24875	9.99
3	Excellent Printers Pvt. Ltd.	24700	9.92
4	Fayate Trading & Investment Company Ltd.	26575	10.67
5	Jagdamba Chemicals Pvt. Ltd.	23500	9.44
6	North India Carpet Company Ltd.	24000	9.64
7	Oswego Trading & Investment Co. Ltd.	24550	9.86
8	Oswal Intermediate Pvt. Ltd.	24900	10.00
9	Oswal Fibers Pvt. Ltd.	24500	9.84
TOTAL		222510	89.36

(I)(d) Statement showing details of locked-in shares

Sr. No.	Name of the shareholder	Number of locked-in shares	Locked-in shares as a percentage of total number of shares {i.e., Grand Total (A)+(B)+(C) indicated in Statement at para (I)(a) above}
1		0	0.00
TOTAL		0	0.00



(II)(a) Statement showing details of Depository Receipts (DRs)

Sr. No.	Type of outstanding DR (ADRs, GDRs, SDRs, etc.)	Number of outstanding DRs	Number of shares underlying outstanding DRs	Shares underlying outstanding DRs as a percentage of total number of shares {i.e., Grand Total (A)+(B)+(C) indicated in Statement at para (I)(a) above}
1	0	0	0	0.00
TOTAL		0	0	0.00

(II)(b) Statement showing holding of Depository Receipts (DRs), where underlying shares held by "promoter/promoter group" are in excess of 1% of the total number of shares

Sr. No.	Name of the DR Holder	Type of outstanding DR (ADRs, GDRs, SDRs, etc.)	Number of shares underlying outstanding DRs	Shares underlying outstanding DRs as a percentage of total number of shares {i.e., Grand Total (A)+(B)+(C) indicated in Statement at para (I)(a) above}
1	0	0	0	0.00
TOTAL		0	0	0.00

